



EXTRUTECH PLASTICS INC.

5902 West Custer Street Manitowoc WI 54220

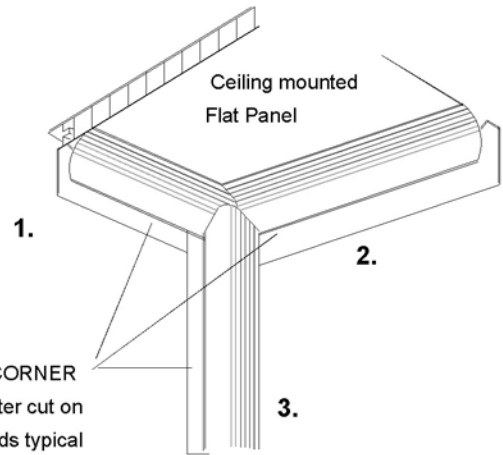
Phone 920-684-9650 or 888-818-0118

Fax 920-684-4344

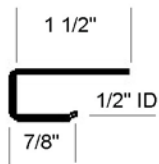
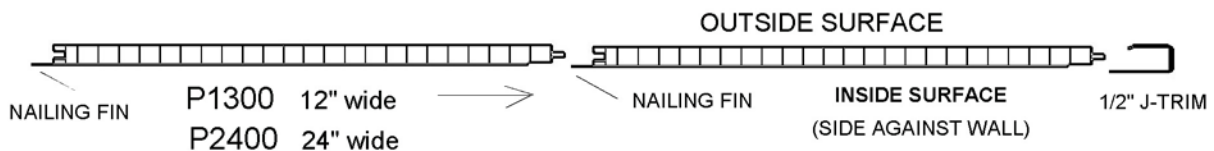
P1300, P2400 Panel and Trim Details

Please read
P1300 Panel Installation Guidelines
for Installation Details.

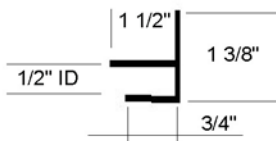
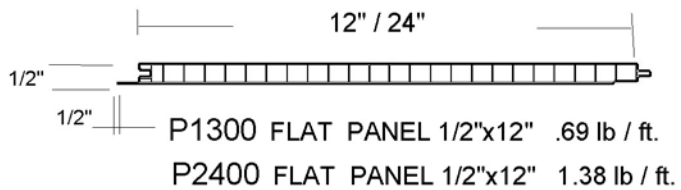
PANELS SLIDE TOGETHER
WITH TONGUE AND GROOVE DESIGN
LEAVING NO EXPOSED FASTENERS
USE RUST PROOF FLAT HEAD
SCREW TYPE FASTNER IN NAILING FIN



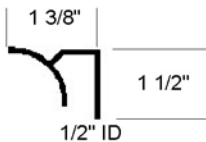
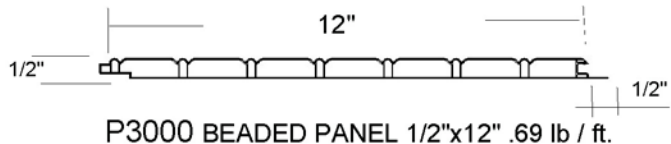
**INSIDE CORNER
DETAIL**



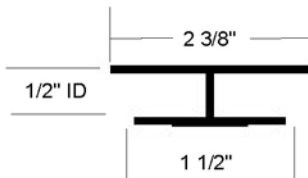
1/2" J-TRIM
P0100



1/2" OUTSIDE CORNER
P0220



1/2" INSIDE CORNER
P0210



1/2" H-BAR MULLION
P0230

TRIM DETAILS .06 lb / ft.

Required Tools

- Hammer Drill, with 5/32" Mason Bit (Masonry installation)
- Wide blade putty knife (used to slip last panel into J-trim)
- Hammer and wood block, (used to snap panels together)
- Caulk gun using PL 400 or Liquid Nails
(trim adhesive for masonry or wood).

Required Fasteners

- MASONRY** TAPCON SCREWS 3/16" x 1 1/4"
with 1/4" Stainless Washers
- WOOD** 3/4" No 8 Truss Head Sheet Metal Screws
- METAL** 3/4" No 8 Truss Head Sheet Metal
or Tek Screws

5902 W. Custer Manitowoc, WI 54220 Phone 920-684-9650 Fax 920-684-4344

www.epiplastics.com e-mail: extrutech@lakefield.net

